

2019 SCHEDULE

FEBRUARY

15.....at Arkansas..... Postponed
 16.....at Arkansas..... L, 7-15
 16.....at Arkansas..... L, 3-12
 17.....at Arkansas..... L, 2-3
 24.....at Western Kentucky (DH).....L, 9-10 (10)
 24.....at Western Kentucky (DH)..... L, 4-5
 25.....at Western Kentucky..... W, 8-1

MARCH

1.....at Southern..... L, 8-10
 1.....at Southern..... W, 4-2
 2.....at Southern..... L, 3-5
 2.....at Southern..... W, 6-1
 5.....at Evansville..... Cancelled
 8.....• at Jacksonville State..... L, 5-6 (12 Inn.)
 9.....• at Jacksonville State..... W, 5-4
 10.....• at Jacksonville State..... L, 5-12
 12.....at Alabama State..... W, 9-4
 13.....at Alabama State..... W, 15-6
 15.....• vs Murray State..... W, 3-1
 16.....• vs Murray State..... L, 1-3
 17.....• vs Murray State..... L, 6-14
 19.....at Butler..... W, 2-0
 22.....• at Tennessee Tech..... 6 pm
 23.....• at Tennessee Tech..... 2 pm
 24.....• at Tennessee Tech..... 1 pm
 26.....vs Robert Morris (Ill.)..... 3 pm
 27.....vs Linenwood-Belleville..... 3 pm
 29.....• vs Southeast Missouri..... 3 pm
 30.....• vs Southeast Missouri..... 1 pm
 31.....• vs Southeast Missouri..... 1 pm

APRIL

2.....at Illinois State..... 5 pm
 3.....vs Illinois College..... 3 pm
 5.....• at Belmont..... 4 pm
 6.....• at Belmont..... 2 pm
 7.....• at Belmont..... 1 pm
 9.....at Southern Illinois..... 3 pm
 12.....• vs Eastern Kentucky..... 3 pm
 13.....• vs Eastern Kentucky..... 1 pm
 14.....• vs Eastern Kentucky..... 1 pm
 16.....vs Chicago State..... 3 pm
 18.....• at Morehead State..... 4 pm
 19.....• at Morehead State..... 4 pm
 20.....• at Morehead State..... 12 pm
 23.....vs Robert Morris Peoria..... 3 pm
 26.....• vs UT Martin..... 3 pm
 27.....• vs UT Martin..... 1 pm
 28.....• vs UT Martin..... 1 pm

MAY

3.....• at Southern Illinois..... 6 pm
 4.....• at Southern Illinois..... 1 pm
 5.....• at Southern Illinois..... 1 pm
 7.....at Chicago State..... 3 pm
 10.....• vs Austin Peay..... 3 pm
 11.....• vs Austin Peay..... 1 pm
 12.....• vs Austin Peay..... 1 pm
 14.....at Butler..... 3 pm
 16.....at Virginia Military Institute..... 5 pm
 17.....at Virginia Military Institute..... 3 pm
 18.....at Virginia Military Institute..... 12 pm
 22-26...at OVC Tournament..... TBA

All Times Central and subject to change

2019 EASTERN ILLINOIS BASEBALL

**Eastern Illinois (8-11, 2-4 OVC)
at Tennessee Tech (11-9, 2-4 OVC)**

Friday - Mar. 22 @ 6 pm
 Saturday - Mar. 23 @ 2 pm
 Sunday - Mar. 24 @ 1 pm

Cookeville, Tennessee

Live Stats: TTUsports.com



EASTERN ILLINOIS



• EIU Rotation

Friday : Michael YaSenka (RHP, 6-2, 205, Jr.) (1-3, 5G, 4.76 ERA)
Saturday: Spenser Dexter (RHP, 6-2, 200, Sr.) (1-1, 6G, 3.54 ERA)
Sunday: TBA

• Tennessee Tech Rotation

Friday: Jacob Cole (RHP, 6-2, 205, Jr.) (1-1, 8G, 3.15 ERA)
Saturday: TBA
Sunday: TBA

• Head Coaches

EIU: Jason Anderson (64-115, 4th year)
TTU: Justin Holmes (11-9, 1st Year)

-Ryan Knernschild enters the weekend currently leading the Panthers with a .354 batting average. Knernschild has 27 total bases, 14 runs, eight RBIs, seven walks, and four doubles.

-Jimmy Govern currently leads the Panthers in runs batted in. Govern currently has 16 RBIs on the season with seven doubles, four homeruns, and a triple.

-Eastern Illinois is playing in its 113th season of intercollegiate baseball. EIU has an all-time record of 1,783 wins and 1,592 loses.

2019 OHIO VALLEY CONFERENCE STANDINGS

| Team | OVC Games | | | | Overall Games | | | | Streak |
|-------------------------|-----------|----------|----------|-------------|---------------|-----------|----------|-------------|-----------|
| | W | L | T | Pct | W | L | T | Pct | |
| Belmont | 5 | 1 | 0 | .833 | 10 | 10 | 0 | .500 | L1 |
| Morehead State | 4 | 2 | 0 | .667 | 15 | 5 | 0 | .750 | W5 |
| Austin Peay | 4 | 2 | 0 | .667 | 9 | 9 | 0 | .500 | W4 |
| Murray State | 4 | 2 | 0 | .667 | 8 | 11 | 0 | .421 | L1 |
| Jacksonville State | 2 | 1 | 0 | .667 | 10 | 11 | 0 | .476 | W1 |
| SIUE | 3 | 3 | 0 | .500 | 6 | 11 | 0 | .353 | L1 |
| Southeast Missouri | 2 | 4 | 0 | .333 | 12 | 9 | 0 | .571 | W1 |
| Tennessee Tech | 2 | 4 | 0 | .333 | 11 | 9 | 0 | .550 | W1 |
| Eastern Illinois | 2 | 4 | 0 | .333 | 8 | 11 | 0 | .421 | W1 |
| UT Martin | 2 | 4 | 0 | .333 | 8 | 12 | 0 | .400 | W1 |
| Eastern Kentucky | 0 | 3 | 0 | .000 | 11 | 9 | 0 | .550 | L4 |

-Michael YaSenka got the call on the mound for the Panthers to kick off their conference series against Murray State. Yaseuka picked up his first win as a Panther improving to 1-3 on the season. YaSenka tossed 8.0 innings with nine strikeouts, six hits, three runs, and two walk.

-Foster Anshutz got the start on the hill for the Panthers against Butler on Tuesday. Anshutz tossed 6.2 innings with three walks, two strikeouts, and two hits. Anshutz picked up his third win of the season improving to 3-0 on the season.

-The series is set to begin Friday starting at 6 pm. The second game will be played on Saturday at 2 pm, while the series will conclude on Sunday at 1 pm.

-Following their series against Tennessee Tech, the Eastern Illinois baseball team will return home to face Robert Morris.

- **Jason Hinchman** heads into the weekend leading the Tennessee Tech offense. Hinchman is currently hitting .324 (22-for-68) with 47 total bases, 22 RBIs, 19 runs, 15 walks, seven homeruns, and four doubles.

-EIU will go with their junior starting pitcher **Michael YaSenka** to kick off the series on Friday. **Spenser Dexter** will get the ball to start the second game on Saturday. EIU has yet to announce who will get the call in the final game of the series against Tennessee Tech on Sunday.

-Jacob Cole will get the call to open up the series onm the hill for the Golden Eagles on Friday. Tennessee Tech has yet to announce who will be on the hill for Saturday and Sunday.

EIU BASEBALL - LAST TIME IT HAPPENED

An Eastern Illinois hitter had...

7 at-bats Joseph Duncan at SIUE (5/14/17)
 6 hits Caleb Howell at Eastern Kentucky (5/4/14)
8 consecutive hits .Ryan Knernschild - (between 3/18/18-4/15/18)
 5 runs Zach Skidmore at UT Martin (4/11/09)
6 RBI..... Jimmy Govern at UT Martin (5/4/18)
 3 doubles Caleb Howell vs. Illinois State (3/31/15)
 2 triples Frankie Perrone vs. Belmont (4/24/16)
2 home runsHunter Morris vs Illinois State (4/18/18)
.....Jimmy Huber vs Illinois State (4/18/18)
 3 home runs Brant Valach at Murray State (4/6/14)
Grand Slam Jimmy Govern at UT Martin (5/4/18)
Hit for the cycle Jimmy Govern at Alabama State (3/13/19)

An Eastern Illinois pitcher had...

12 strikeouts Brendon Allen vs. Eastern Kentucky (4/23/17)
 10 strikeouts Brendon Allen at UT Martin (4/24/16)
 No-Hitter Andy Keefner at UW-Milwaukee, 7-inning CG (3/26/94)
 1-hitter..... Tyler Kehrer vs SIU Edwardsville, 9-inning CG (4/26/09)
 7-inning complete game Andy Fisher vs. Eastern Kentucky (4/26/15)
 9-inning complete game Joe Greenfield at UT Martin (5/17/14)

An Eastern Illinois team had...

20 runs..... 20 - vs Illinois State (4/3/13)
 10 or more runs in an inning10 - at UT Martin, 4th Inning (4/24/16)
 24 RBI Blackburn College (4/15/09)
 20 RBI 22, at Morehead State (4/10/11)
 25 hits at Morehead State (4/10/11)
 20 hits21, at UT Martin (4/24/16)
 7 doubles Chicago State (4/1/09)
 3 triples at Murray State (4/4/14)
 9 home runs..... at Morehead State (4/10/11)
 8 home runs..... Blackburn College (4/15/09)

The Eastern Illinois defense/pitching had...

7-inning shutout 2-0 vs UT Martin (5/10/15)
9-inning shutout 6-0 vs Mississippi Valley State (03/13/18)
 5 double plays at Morehead State (4/29/17)

An opposing team had...

No-hitter at Southern Mississippi (3/13/04)

2019 PITCHING PERFORMANCES (* indicates start)

Foster Anshutz (3-0)

5 Appearances / 3 starts

| Date | Opponent | IP | H | R | ER | BB | K | Dec. |
|------|-------------------|-----|---|---|----|----|---|------|
| 2/16 | at Arkansas | 1.0 | 2 | 1 | 1 | 1 | 0 | |
| 3/2 | at Southern* | 4.0 | 2 | 0 | 0 | 1 | 0 | W |
| 3/12 | at Alabama State* | 5.0 | 3 | 3 | 2 | 2 | 3 | W |
| 3/17 | vs Murray State | 0.1 | 1 | 1 | 1 | 0 | 0 | |
| 3/19 | at Butler* | 6.2 | 2 | 0 | 0 | 3 | 2 | W |

Cole Berry (0-0)

2 Appearance / 0 starts

| Date | Opponent | IP | H | R | ER | BB | K | Dec. |
|------|------------------|-----|---|---|----|----|---|------|
| 3/2 | at Southern | 1.0 | 1 | 1 | 0 | 0 | 0 | |
| 3/13 | at Alabama State | 0.1 | 2 | 2 | 2 | 1 | 1 | |

Josh Cooper (0-3) (1 Save)

7 Appearance / 0 starts

| Date | Opponent | IP | H | R | ER | BB | K | Dec. |
|------|-----------------|-----|---|---|----|----|---|------|
| 2/17 | at Arkansas | 2.0 | 0 | 1 | 1 | 2 | 0 | |
| 2/24 | at WKU | 2.0 | 3 | 2 | 2 | 3 | 4 | |
| 3/1 | at Southern | 4.1 | 4 | 3 | 3 | 0 | 3 | L |
| 3/8 | at JSU | 1.0 | 1 | 1 | 1 | 1 | 1 | L |
| 3/10 | at JSU | 4.0 | 4 | 4 | 3 | 1 | 5 | L |
| 3/16 | vs Murray State | 2.1 | 1 | 0 | 0 | 2 | 2 | |
| 3/19 | at Butler | 2.1 | 2 | 0 | 0 | 0 | 2 | S |

Blayke Cutts (0-0)

0 Appearances / 0 starts

| Date | Opponent | IP | H | R | ER | BB | K | Dec. |
|------|----------|----|---|---|----|----|---|------|
|------|----------|----|---|---|----|----|---|------|

Jason DeCicco (0-0)

0 Appearances / 0 starts

| Date | Opponent | IP | H | R | ER | BB | K | Dec. |
|------|----------|----|---|---|----|----|---|------|
|------|----------|----|---|---|----|----|---|------|

Spenser Dexter (1-1) (2 Saves)

6 Appearances / 3 starts

| Date | Opponent | IP | H | R | ER | BB | K | Dec. |
|------|------------------|-----|---|---|----|----|---|------|
| 2/17 | at Arkansas* | 4.0 | 3 | 1 | 1 | 3 | 2 | |
| 2/25 | at WKU* | 8.1 | 4 | 1 | 1 | 0 | 7 | W |
| 3/2 | at Southern | 5.0 | 3 | 1 | 1 | 0 | 9 | S |
| 3/9 | at JSU | 1.0 | 1 | 0 | 0 | 1 | 0 | |
| 3/10 | at JSU | 3.0 | 5 | 6 | 6 | 1 | 3 | S |
| 3/16 | vs Murray State* | 6.2 | 4 | 3 | 2 | 3 | 4 | L |

Carson Haws (1-0)

4 Appearances / 2 starts

| Date | Opponent | IP | H | R | ER | BB | K | Dec. |
|------|-----------------|-----|---|---|----|----|---|------|
| 2/17 | at Arkansas | 0.2 | 0 | 1 | 1 | 2 | 0 | |
| 3/1 | at Southern | 4.2 | 4 | 2 | 2 | 3 | 8 | W |
| 3/8 | at JSU* | 3.0 | 5 | 5 | 5 | 2 | 2 | |
| 3/17 | vs Murray State | 1.0 | 3 | 2 | 2 | 0 | 3 | |

Ryan Ignoffo (0-0)

3 Appearances / 1 starts

| Date | Opponent | IP | H | R | ER | BB | K | Dec. |
|------|-------------|-----|---|---|----|----|---|------|
| 2/16 | at Arkansas | 1.0 | 1 | 0 | 0 | 0 | 0 | |
| 2/24 | at WKU | 0.1 | 0 | 0 | 0 | 0 | 1 | |
| 3/10 | at JSU* | 0.1 | 1 | 2 | 0 | 2 | 0 | |

Tyler Jones (0-2)

6 Appearances / 4 starts

| Date | Opponent | IP | H | R | ER | BB | K | Dec. |
|------|------------------|-----|----|---|----|----|---|------|
| 2/16 | at Arkansas* | 3.2 | 9 | 9 | 9 | 5 | 0 | L |
| 2/24 | at WKU* | 3.1 | 6 | 5 | 2 | 3 | 1 | |
| 3/1 | at Southern* | 3.2 | 10 | 7 | 7 | 1 | 1 | |
| 3/8 | at JSU | 3.0 | 0 | 0 | 0 | 1 | 4 | |
| 3/12 | at Alabama State | 3.0 | 5 | 0 | 0 | 0 | 3 | |
| 3/17 | vs Murray State | 1.2 | 3 | 4 | 2 | 3 | 1 | L |

Will Klein (0-0) (1 Save)

8 Appearances / 0 starts

| Date | Opponent | IP | H | R | ER | BB | K | Dec. |
|------|------------------|-----|---|---|----|----|---|------|
| 2/16 | at Arkansas | 2.0 | 5 | 5 | 5 | 3 | 5 | |
| 2/24 | at WKU | 0.0 | 0 | 0 | 0 | 0 | 0 | |
| 2/25 | at WKU | 0.2 | 1 | 0 | 0 | 0 | 2 | |
| 3/1 | at Southern | 0.1 | 0 | 0 | 0 | 0 | 0 | S |
| 3/8 | at JSU | 1.1 | 0 | 0 | 0 | 1 | 2 | |
| 3/10 | at JSU | 0.2 | 1 | 0 | 0 | 0 | 1 | |
| 3/13 | at Alabama State | 1.0 | 0 | 2 | 1 | 2 | 3 | |
| 3/17 | vs Murray State | 0.0 | 1 | 2 | 2 | 2 | 0 | |

Blake Malatestinic (0-2)

6 Appearances / 0 starts

| Date | Opponent | IP | H | R | ER | BB | K | Dec. |
|------|------------------|-----|---|---|----|----|---|------|
| 2/17 | at Arkansas | 0.1 | 2 | 1 | 1 | 1 | 0 | L |
| 2/24 | at WKU | 4.1 | 2 | 3 | 3 | 3 | 4 | L |
| 3/1 | at Southern | 4.0 | 2 | 0 | 0 | 3 | 1 | |
| 3/8 | at JSU | 2.2 | 0 | 0 | 0 | 1 | 4 | |
| 3/12 | at Alabama State | 1.0 | 1 | 1 | 0 | 0 | 2 | |
| 3/17 | vs Murray State | 3.1 | 8 | 4 | 4 | 0 | 1 | |

Clayton Slifer (0-0)

3 Appearances / 0 starts

| Date | Opponent | IP | H | R | ER | BB | K | Dec. |
|------|------------------|-----|---|---|----|----|---|------|
| 2/16 | at Arkansas | 0.2 | 3 | 3 | 1 | 0 | 1 | |
| 3/9 | at JSU | 0.0 | 0 | 0 | 0 | 1 | 0 | |
| 3/13 | at Alabama State | 0.1 | 0 | 0 | 0 | 1 | 0 | |

Alex Spahman (0-0)

4 Appearances / 0 starts

| Date | Opponent | IP | H | R | ER | BB | K | Dec. |
|------|------------------|-----|---|---|----|----|---|------|
| 2/16 | at Arkansas | 0.1 | 1 | 0 | 0 | 0 | 1 | |
| 3/2 | at Southern | 0.2 | 0 | 0 | 0 | 0 | 0 | |
| 3/13 | at Alabama State | 1.0 | 0 | 0 | 0 | 0 | 1 | |
| 3/17 | vs Murray State | 1.0 | 2 | 1 | 1 | 0 | 2 | |

Ben Stephens (0-0)

0 Appearances / 0 starts

| Date | Opponent | IP | H | R | ER | BB | K | Dec. |
|------|----------|----|---|---|----|----|---|------|
|------|----------|----|---|---|----|----|---|------|

Alex Stevenson (0-0)

1 Appearances / 0 starts

| Date | Opponent | IP | H | R | ER | BB | K | Dec. |
|------|-------------|-----|---|---|----|----|---|------|
| 2/17 | at Arkansas | 1.1 | 1 | 0 | 0 | 1 | 2 | |

Jesse Wainscott (1-0)

2 Appearances / 1 start

| Date | Opponent | IP | H | R | ER | BB | K | Dec. |
|------|-------------------|-----|---|---|----|----|---|------|
| 3/2 | at Southern | 0.1 | 0 | 0 | 0 | 1 | 1 | |
| 3/13 | at Alabama State* | 5.0 | 5 | 2 | 2 | 1 | 2 | W |

Jack Wolfe (1-0)

5 Appearances / 0 starts

| Date | Opponent | IP | H | R | ER | BB | K | Dec. |
|------|------------------|-----|---|---|----|----|---|------|
| 2/16 | at Arkansas | 2.1 | 6 | 5 | 4 | 1 | 0 | |
| 3/9 | at JSU | 0.2 | 0 | 0 | 0 | 0 | 0 | W |
| 3/13 | at Alabama State | 1.1 | 0 | 0 | 0 | 0 | 3 | |
| 3/15 | vs Murray State | 1.0 | 2 | 0 | 0 | 0 | 0 | |
| 3/17 | vs Murray State | 1.2 | 1 | 0 | 0 | 1 | 2 | |

Michael YaSenka (1-3)

5 Appearances / 5 starts

| Date | Opponent | IP | H | R | ER | BB | K | Dec. |
|------|------------------|-----|---|---|----|----|---|------|
| 2/16 | at Arkansas* | 5.0 | 5 | 4 | 4 | 1 | 5 | L |
| 2/24 | at WKU* | 7.2 | 8 | 5 | 5 | 1 | 7 | L |
| 3/2 | at Southern* | 6.0 | 7 | 4 | 2 | 2 | 9 | L |
| 3/9 | at JSU* | 7.1 | 7 | 4 | 4 | 0 | 7 | |
| 3/15 | vs Murray State* | 8.0 | 6 | 3 | 3 | 2 | 9 | W |

2019 PITCHING PERFORMANCES CONTINUED(* indicates start)

| | | |
|--|--|--|
| | | |
|--|--|--|

EIU RECORD BOOK WATCH

HITS

| | | | |
|-----|----------------------|----------|---------|
| 1. | Caleb Howell..... | 297..... | 2012-15 |
| 2. | Joe Duncan..... | 278..... | 2015-18 |
| 3. | Ryan Campbell..... | 260..... | 2004-07 |
| 4. | Brett Nommensen..... | 253..... | 2006-09 |
| 5. | Mark Chagnon..... | 246..... | 2004-07 |
| 6. | Brant Valach..... | 236..... | 2012-15 |
| 7. | Matt Marzec..... | 235..... | 1996-00 |
| 8. | Sean Lyons..... | 230..... | 1996-99 |
| 9. | Erik Huber..... | 224..... | 2004-07 |
| 10. | Demetre Taylor..... | 222..... | 2013-16 |
| | Richie Derbak..... | 222..... | 2007-10 |

TRIPLES

| | | | |
|----|------------------------|---------|---------|
| 1. | Jason Jetel..... | 18..... | 1990-94 |
| 2. | Jeff Gossett..... | 14..... | 1976-78 |
| 3. | Rick Royer..... | 13..... | 1990-93 |
| 4. | Demetre Taylor..... | 12..... | 2013-16 |
| | Brett Nommensen..... | 12..... | 2006-09 |
| | Gene Jordan..... | 12..... | 1965-67 |
| 7. | Kevin Seitzer..... | 11..... | 1981-83 |
| 8. | Joe Duncan..... | 9..... | 2015-18 |
| | Frankie Perrone..... | 9..... | 2014-18 |
| | Keith Mierzwa..... | 9..... | 1991-94 |
| 9. | Jordan Kreke..... | 8..... | 2006-09 |
| | David Mikes..... | 8..... | 1997-00 |
| | Josh Martin..... | 8..... | 1992-95 |
| | Randy Trapp..... | 8..... | 1970-73 |
| | Mike Heimerdinger..... | 8..... | 1971-74 |

STOLEN BASES

| | | | |
|-----|------------------------|---------|---------|
| 1. | Joe Duncan..... | 58..... | 2015-18 |
| 2. | Mike Heimerdinger..... | 51..... | 1971-74 |
| 3. | Brian Dillard..... | 50..... | 1980-83 |
| 4. | Brett Nommensen..... | 47..... | 2006-09 |
| 5. | Dave Ekstrom..... | 45..... | 1975-78 |
| 6. | Matt Legaspi..... | 44..... | 1989-92 |
| 7. | Chris Steil..... | 38..... | 1989-90 |
| | Sean Lyons..... | 38..... | 1996-99 |
| 9. | Doug Craig..... | 37..... | 1974-77 |
| 10. | Mike Kerner..... | 36..... | 1971-73 |

HIT BY PITCH

Since 1986

| | | | |
|-----|-----------------------|---------|----------|
| 1. | Brett Nommensen..... | 45..... | 2006-09 |
| 2. | Erik Huber..... | 35..... | 2004-07 |
| 3. | Curt Restko..... | 29..... | 2007-10 |
| 4. | Brant Valach..... | 28..... | 2012-15 |
| 5. | Mitch Gasbarro..... | 27..... | 2013-16 |
| 6. | Frankie Perrone..... | 25..... | 2014-18. |
| 7. | Jason Cobb..... | 24..... | 2004-07 |
| | Bob VanHoorebeck..... | 24..... | 2000-01 |
| 8. | Brian Nickell..... | 23..... | 1999-02 |
| 10. | Chris Uhle..... | 19..... | 2001-04 |
| | Keith Mierzwa..... | 19..... | 1991-94 |

SAVES

| | | | |
|-----|-------------------------|---------|---------|
| 1. | Chris Vaculik..... | 18..... | 2004-07 |
| 2. | Michael Starcevich..... | 15..... | 2017-18 |
| | Mike Zirolu..... | 15..... | 1999-01 |
| 3. | Richie Derbak..... | 14..... | 2007-10 |
| 4. | Mike Fahey..... | 12..... | 1991-94 |
| 5. | Bobby Castelli..... | 11..... | 1997-98 |
| 6. | Willy Hilton..... | 10..... | 1994-95 |
| | Joe Keusch..... | 10..... | 1993-94 |
| 8.. | Scott Foley..... | 9..... | 2007-10 |
| | Nathan Stone..... | 9..... | 2001-03 |
| | Matt Miller..... | 9..... | 2008-11 |
| | Troy Barton..... | 9..... | 2010-14 |

TOTAL APPEARANCES

| | | | |
|-----|-----------------------|----------|---------|
| 1. | Chris Vaculik..... | 102..... | 2004-07 |
| 2. | Nathan Stone..... | 91..... | 2001-03 |
| 3. | Nick Albu..... | 88..... | 1999-02 |
| | Jake Haberer..... | 88..... | 2014-18 |
| 4. | John Larson..... | 79..... | 1997-00 |
| 5. | Mike Zirolu..... | 78..... | 1999-01 |
| 6. | Troy Barton..... | 77..... | 2010-14 |
| 7. | Chase Thurston..... | 75..... | 2014-17 |
| 8. | Mike Fahey..... | 70..... | 1991-94 |
| 9. | Alex Guttosch..... | 69..... | 2005-09 |
| | Caleb Englehardt..... | 69..... | 1995-98 |
| 10. | Jake Johansmeier..... | 68..... | 2013-16 |

EIU BASEBALL CONTACT INFO

Contact:..... Thomas Manzello
 Email:..... Tmanzello@eiu.edu
 Phone:..... (217) 581-6408
 Website:..... www.EIUpanthers.com
 Twitter:..... @EIU_Panthers

QUICK FACTS

Location..... Charleston, Ill.
 Enrollment..... 7,030
 Nickname..... Panthers
 Colors..... Blue, Gray & White
 President..... Dr. David M. Glassman
 Athletic Director..... Tom Michael
 Baseball Field..... Coaches Stadium
 Dimensions..... 340-360-380-360-340
 Surface..... Grass
 Head Coach..... Jason Anderson
 Illinois, 2012
 EIU Record:..... 64-115
 Overall Record:..... 64-115
 Assistants..... Julio Godinez
 Andy Lasher
 Volunteer Assistant..... Ryan Cooper
 Dir. of Player Personnel..... Jack Murphy

2019 Eastern Illinois University Baseball Roster

| # | PLAYER | PO | B/T | HT | WT | YR | HOMETOWN(HIGH SCHOOL/PREVIOUS SCHOOL) |
|----|--------------------|---------|-----|------|-----|-------|--|
| 1 | Jack Wolfe | RHP | R/R | 5-10 | 185 | Jr. | Orland Park, Ill. (Rend Lake) |
| 3 | Sam Nozicka | C | R/R | 5-10 | 190 | So. | Grayslake, Ill. (Memphis) |
| 4 | Dane Toppel | INF/OF | R/R | 5-9 | 160 | R-Jr. | South Elgin, Ill. (South Elgin) |
| 5 | Hunter Morris | C/1B | L/R | 6-0 | 200 | R-Sr. | Paris, Ill. (Paris) |
| 6 | Wyll Woods | OF | R/R | 5-11 | 204 | R-Fr. | Matteson, Ill. (Marian HS) |
| 7 | Ryan Ignoffo | UTL | R/R | 5-9 | 195 | Fr. | Crystal Lake, Ill. (Cary-Grove HS) |
| 8 | Cole Berry | RHP | R/R | 6-4 | 195 | R-Jr. | St. Joseph, Ill. (St. Joseph-Ogden) |
| 10 | Josh Cooper | LHP | L/L | 5-11 | 185 | Sr. | Roseville, Calif. (Sierra) |
| 11 | Jimmy Govern | INF | R/R | 5-11 | 190 | Sr. | Libertyville, Ill. (Libertyville) |
| 12 | Trey Sweeney | INF | L/R | 6-4 | 185 | Fr. | Louisville, Ky. (St. Xavier HS) |
| 13 | Alex Stevenson | RHP/UTL | R/R | 6-0 | 185 | Jr. | Kirkwood, Mo. (Lutheran South) |
| 14 | Clayton Slifer | RHP | R/R | 6-2 | 205 | Sr. | St. Joseph, Ill. (Lake Land) |
| 15 | Tyler Tesmond | OF | R/R | 6-0 | 205 | R-Jr. | Naperville, Ill. (Neuqua Valley) |
| 16 | Garyn Stewart | INF/OF | R/R | 5-10 | 170 | Jr. | Springfield, Mo. (Three Rivers) |
| 17 | Tyler Jones | RHP | R/R | 6-5 | 190 | Sr. | Algonquin, Ill. (McHenry County CC) |
| 18 | Chase Reeher | 3B/SS | R/L | 6-2 | 210 | Fr. | Waxahachie, Texas (County College of Morris) |
| 20 | Christian Pena | INF | R/L | 5-10 | 190 | Jr. | Davenport, Iowa (Indian Hills CC) |
| 21 | Grant Emme | OF | R/R | 6-1 | 185 | Fr. | Combined Locks, Wis. (Kaukauna HS) |
| 22 | Jimmy Huber | INF | L/R | 6-0 | 185 | Jr. | Pompton Lakes, NJ (College of Morris) |
| 23 | Ben Stephens | RHP | R/R | 6-0 | 165 | Sr. | Warrenton, Mo. (Saint Louis CC) |
| 24 | Keith Kerrigan | OF | L/L | 5-10 | 160 | Jr. | Norrridge, Ill. (Triton CC) |
| 25 | Matt Mackey | 1B/OF | R/R | 6-0 | 215 | Jr. | Holmes Beach, Fla. (Maplewoods CC) |
| 26 | Matt Waznis | UTL | R/R | 5-10 | 190 | Jr. | Joliet, Ill. (South Suburban) |
| 27 | Jesse Wainscott | RHP | R/R | 6-0 | 190 | Fr. | Indianapolis, Ind. (Perry Meridian HS) |
| 28 | Will Klein | RHP | R/R | 6-5 | 225 | So. | Bloomington, Ind. (Bloomington North HS) |
| 29 | Foster Anshutz | LHP | R/L | 6-4 | 215 | Jr. | Des Moines, Iowa (Iowa Central) |
| 30 | Blake Malatestinic | RHP | R/R | 5-9 | 170 | So. | Indianapolis, Ind. (Cardinal Ritter HS) |
| 31 | Michael YaSenka | RHP | R/R | 6-2 | 205 | Jr. | Franklin, Pa. (Chesapeake) |
| 32 | Tarron Lawson | C/OF | R/R | 6-1 | 200 | Fr. | Danville, Ind. (Danville Community) |
| 33 | Alex Spahman | RHP | R/R | 6-4 | 230 | Jr. | Monroe, Wash (Everett CC) |
| 34 | Carson Haws | RHP | R/R | 6-3 | 220 | Sr. | Monument, Colo. (Sonalo CC Calif) |
| 35 | Jason DeCicco | LHP | L/L | 6-1 | 200 | Jr. | Crystal Lake, Ill. (McHenry County) |
| 36 | Ryan Knernschild | C | R/R | 5-11 | 190 | Jr. | St. Louis, Mo. (St. John Vianney) |
| 37 | Spenser Dexter | RHP | R/R | 6-2 | 200 | Sr. | Casper, Wy. (Northeastern CC) |
| 38 | Blayke Cutts | RHP | R/R | 6-4 | 225 | Jr. | Greenup, Ill. (Kaskaskia College) |
| 39 | Jon Jungr | INF | R/R | 6-1 | 200 | Fr. | Yorkville, Ill. (Yorkville HS) |

Coaching Staff


Head Coach: #9 Jason Anderson (Illinois, 2012), 7th year, 4th year as head coach


Assistant Coach: #44 Julio Godinez (Graceland, 2012), 6th year


Assistant Coach: #40 Andy Lasher (Evansville, 2013), 1st year

Volunteer Assistant Coach: #18 Ryan Cooper (Elon, 2015), 1st year

Director of Player Personnel: Jack Murphy (Wright State, 2014), 1st year


Twitter at @eiu_baseball


Facebook at Eastern Illinois Baseball


Instagram at eiupanthernation

2019 Eastern Illinois University Baseball Roster



#1 Jack Wolfe
5-10, Jr., RHP



#3 Sam Nozicka
5-10, So., C




#4 Dane Toppel
5-9, R-Jr., INF/OF



#5 Hunter Morris
6-0, R-Sr., C/1B



#6 Wyell Woods
5-11, R-Fr., OF



#7 Ryan Ignoffo
5-9, Fr., UTL



#8 Cole Berry
6-4, R-Jr., RHP




#10 Josh Cooper
5-11, Sr., LHP




#11 Jimmy Govern
5-11, Sr., INF




#12 Trey Sweeney
6-4, Fr., INF



#13 Alex Stevenson
6-0, Jr., RHP/UTL



#14 Clayton Slifer
6-2, Sr., RHP




#15 Tyler Tesmond
6-0, RS-Jr., OF



#16 Garyn Stewart
5-10, Jr., INF/OF



#17 Tyler Jones
6-5, Sr., RHP



#20 Christian Pena
5-10, Jr., INF

2019 Eastern Illinois University Baseball Roster



#21 Grant Emme
5-8, Fr., OF




#22 Jimmy Huber
6-0, Sr., INF



#23 Ben Stephens
6-0, Sr., RHP



#24 Keith Kerrigan
5-10, Jr., OF



#25 Matt Mackey
6-0, Jr., 1B/OF



#26 Matt Waznis
5-10, Jr., UTL



#27 Jesse Wainscott
6-0, Fr., RHP



#28 Will Klein
6-5, So., RHP



#29 Foster Anshutz
6-4, Jr., LHP



#30 Blake Malatestinic
5-9, So., RHP



#31 Michael YaSenka
6-2, Jr., RHP



#32 Tarron Lawson
6-1, Fr., C/OF




#33 Alex Spahman
6-4, Jr., RHP



#34 Carson Haws
6-3, Sr., RHP



#35 Jason DeCicco
6-1, Jr., LHP




#36 Ryan Knernschild
5-11, Jr., C


2019 Eastern Illinois University Baseball Roster



#37 Spenser Dexter
6-2, Sr., RHP



#38 Blayne Cutts
6-4, Jr., RHP



#39 Jon Jungr
6-1, Fr., INF




#9 Jason Anderson
Head Coach (3rd yr)



#44 Julio Godinez
Asst. Coach (5th yr)



#40 Andy Lasher
Asst. Coach (1st yr)



#18 Ryan Cooper
Volunteer Asst. (1st yr)



Jack Murphy
Director of Player
Personnel

2019 Statistics (All Games)

The Automated ScoreBook Overall Statistics for Eastern Illinois (as of Mar 19, 2019) (All games Sorted by Batting avg)

Record: 8-11 Home: 0-0 Away: 8-11 Ohio Valley: 2-4

| Player | avg | gp-gs | ab | r | h | 2b | 3b | hr | rbi | tb | slg% | bb | hp | so | gdp | ob% | sf | sh | sb-att | po | a | e | fld% |
|----------------------|------|-------|-----|-----|-----|----|----|----|-----|-----|------|----|----|-----|-----|------|----|----|--------|-----|-----|----|-------|
| 26 WAZNIS, Matt | .400 | 4-0 | 5 | 0 | 2 | 0 | 0 | 0 | 0 | 2 | .400 | 1 | 0 | 1 | 0 | .500 | 0 | 0 | 0-0 | 3 | 0 | 0 | 1.000 |
| 36 KNERNSCHIED, Ryan | .353 | 18-18 | 68 | 14 | 24 | 4 | 0 | 0 | 8 | 28 | .412 | 8 | 5 | 11 | 1 | .457 | 0 | 0 | 0-0 | 122 | 12 | 1 | .993 |
| 7 IGNOFFO, Ryan | .344 | 12-8 | 32 | 9 | 11 | 2 | 1 | 2 | 4 | 21 | .656 | 6 | 1 | 4 | 2 | .462 | 0 | 0 | 2-4 | 19 | 2 | 2 | .913 |
| 20 PENA, Christian | .306 | 14-14 | 49 | 5 | 15 | 1 | 0 | 1 | 12 | 19 | .388 | 8 | 0 | 5 | 1 | .397 | 1 | 1 | 1-1 | 10 | 19 | 4 | .879 |
| 11 GOVERN, Jimmy | .305 | 19-19 | 82 | 20 | 25 | 7 | 1 | 4 | 17 | 46 | .561 | 8 | 1 | 12 | 2 | .366 | 2 | 0 | 2-2 | 31 | 42 | 2 | .973 |
| 21 EMME, Grant | .298 | 15-12 | 47 | 8 | 14 | 1 | 0 | 1 | 5 | 18 | .383 | 3 | 1 | 7 | 2 | .346 | 1 | 3 | 3-3 | 39 | 1 | 0 | 1.000 |
| 22 HUBER, Jimmy | .281 | 16-15 | 57 | 8 | 16 | 2 | 0 | 1 | 5 | 21 | .368 | 6 | 1 | 10 | 0 | .359 | 0 | 0 | 1-1 | 7 | 13 | 5 | .800 |
| 5 MORRIS, Hunter | .271 | 19-19 | 70 | 13 | 19 | 5 | 0 | 2 | 11 | 30 | .429 | 17 | 2 | 20 | 2 | .427 | 0 | 0 | 0-0 | 143 | 5 | 0 | 1.000 |
| 25 MACKEY, Matt | .250 | 10-9 | 36 | 6 | 9 | 4 | 0 | 1 | 8 | 16 | .444 | 3 | 2 | 8 | 2 | .333 | 1 | 0 | 0-0 | 0 | 0 | 0 | .000 |
| 12 SWEENEY, Trey | .245 | 18-13 | 53 | 9 | 13 | 2 | 0 | 0 | 4 | 15 | .283 | 3 | 0 | 8 | 0 | .281 | 1 | 3 | 1-2 | 13 | 41 | 1 | .982 |
| 15 TESMOND, Tyler | .227 | 12-4 | 22 | 1 | 5 | 2 | 0 | 1 | 4 | 10 | .455 | 1 | 0 | 5 | 0 | .261 | 0 | 0 | 0-0 | 6 | 0 | 0 | 1.000 |
| 4 TOPPEL, Dane | .217 | 18-17 | 69 | 5 | 15 | 2 | 0 | 0 | 7 | 17 | .246 | 7 | 5 | 12 | 0 | .333 | 0 | 1 | 2-3 | 30 | 3 | 0 | 1.000 |
| 13 STEVENSON, Alex | .214 | 3-3 | 14 | 1 | 3 | 0 | 0 | 0 | 2 | 3 | .214 | 1 | 0 | 5 | 0 | .267 | 0 | 0 | 0-0 | 12 | 0 | 0 | 1.000 |
| 24 KERRIGAN, Keith | .200 | 13-8 | 30 | 5 | 6 | 0 | 0 | 0 | 6 | 6 | .200 | 3 | 1 | 9 | 0 | .294 | 0 | 3 | 0-0 | 20 | 2 | 0 | 1.000 |
| 6 WOODS, Wyell | .200 | 10-5 | 20 | 2 | 4 | 1 | 0 | 0 | 2 | 5 | .250 | 2 | 0 | 8 | 2 | .273 | 0 | 0 | 0-0 | 7 | 0 | 3 | .700 |
| 32 LAWSON, Tarron | .182 | 5-2 | 11 | 1 | 2 | 1 | 0 | 0 | 1 | 3 | .273 | 0 | 1 | 4 | 0 | .250 | 0 | 0 | 0-0 | 24 | 1 | 0 | 1.000 |
| 16 STEWART, Garyn | .133 | 8-5 | 15 | 3 | 2 | 1 | 0 | 1 | 3 | 6 | .400 | 3 | 0 | 7 | 0 | .278 | 0 | 1 | 0-1 | 13 | 0 | 0 | 1.000 |
| Totals | .272 | 19 | 680 | 110 | 185 | 35 | 2 | 14 | 99 | 266 | .391 | 80 | 20 | 136 | 14 | .363 | 6 | 12 | 12-17 | 501 | 162 | 21 | .969 |
| Opponents | .265 | 19 | 648 | 116 | 172 | 35 | 6 | 13 | 101 | 258 | .398 | 74 | 18 | 146 | 7 | .352 | 10 | 11 | 36-43 | 522 | 187 | 32 | .957 |

LOB - Team (169), Opp (144). DPs turned - Team (9), Opp (18). CI - Team (0), Opp (3). IBB - Team (0), Opp (2). Picked off - PENA 1, TOPPEL 1.

(All games Sorted by Earned run avg)

| Player | era | w-l | app | gs | cg | sho | sv | ip | h | r | er | bb | so | 2b | 3b | hr | b/avg | wp | hp | bks | sfa | sha |
|------------------------|-------|------|-----|----|----|-----|----|-------|-----|-----|----|----|-----|----|----|----|-------|----|----|-----|-----|-----|
| 7 IGNOFFO, Ryan | 0.00 | 0-0 | 3 | 1 | 0 | 0/0 | 0 | 1.2 | 2 | 2 | 0 | 2 | 1 | 1 | 0 | 0 | .333 | 0 | 1 | 0 | 0 | 0 |
| 13 STEVENSON, Alex | 0.00 | 0-0 | 1 | 0 | 0 | 0/0 | 0 | 1.1 | 1 | 0 | 0 | 1 | 2 | 0 | 0 | 0 | .200 | 0 | 0 | 0 | 0 | 0 |
| 29 ANSHUTZ, Foster | 2.12 | 3-0 | 5 | 3 | 0 | 0/1 | 0 | 17.0 | 10 | 5 | 4 | 7 | 5 | 3 | 0 | 0 | .172 | 0 | 4 | 0 | 1 | 0 |
| 33 SPAHMAN, Alex | 3.00 | 0-0 | 4 | 0 | 0 | 0/0 | 0 | 3.0 | 3 | 1 | 1 | 0 | 4 | 0 | 1 | 0 | .250 | 0 | 0 | 0 | 0 | 0 |
| 27 WAINSCOTT, Jesse | 3.38 | 1-0 | 2 | 1 | 0 | 0/0 | 0 | 5.1 | 5 | 2 | 2 | 2 | 3 | 1 | 0 | 0 | .250 | 1 | 0 | 0 | 0 | 0 |
| 37 DEXTER, Spenser | 3.54 | 1-1 | 6 | 3 | 0 | 0/0 | 2 | 28.0 | 20 | 12 | 11 | 8 | 25 | 3 | 1 | 2 | .192 | 1 | 1 | 0 | 2 | 0 |
| 30 MALATESTINIC, Blake | 4.60 | 0-2 | 6 | 0 | 0 | 0/0 | 0 | 15.2 | 15 | 9 | 8 | 8 | 12 | 3 | 1 | 1 | .268 | 0 | 2 | 0 | 0 | 4 |
| 31 YASENKA, Michael | 4.76 | 1-3 | 5 | 5 | 0 | 0/0 | 0 | 34.0 | 33 | 20 | 18 | 6 | 37 | 4 | 0 | 1 | .260 | 4 | 3 | 1 | 6 | 2 |
| 10 COOPER, Josh | 5.00 | 0-3 | 7 | 0 | 0 | 0/1 | 1 | 18.0 | 15 | 11 | 10 | 8 | 13 | 2 | 1 | 2 | .234 | 2 | 1 | 0 | 1 | 2 |
| 1 WOLFE, Jack | 5.14 | 1-0 | 5 | 0 | 0 | 0/0 | 0 | 7.0 | 9 | 5 | 4 | 2 | 5 | 3 | 0 | 1 | .321 | 0 | 1 | 0 | 0 | 0 |
| 34 HAWS, Carson | 8.68 | 1-0 | 4 | 2 | 0 | 0/0 | 0 | 9.1 | 12 | 9 | 9 | 6 | 13 | 3 | 2 | 1 | .324 | 1 | 1 | 0 | 0 | 2 |
| 14 SLIFER, Clayton | 9.00 | 0-0 | 3 | 0 | 0 | 0/0 | 0 | 1.0 | 3 | 3 | 1 | 2 | 1 | 0 | 0 | 0 | .429 | 0 | 1 | 0 | 0 | 0 |
| 17 JONES, Tyler | 9.82 | 0-2 | 6 | 4 | 0 | 0/0 | 0 | 18.1 | 33 | 25 | 20 | 13 | 11 | 7 | 0 | 4 | .375 | 3 | 1 | 1 | 0 | 1 |
| 28 KLEIN, Will | 12.00 | 0-0 | 8 | 0 | 0 | 0/0 | 1 | 6.0 | 8 | 9 | 8 | 8 | 13 | 4 | 0 | 0 | .286 | 4 | 1 | 1 | 0 | 0 |
| 8 BERRY, Cole | 13.50 | 0-0 | 2 | 0 | 0 | 0/0 | 0 | 1.1 | 3 | 3 | 2 | 1 | 1 | 1 | 0 | 1 | .375 | 1 | 1 | 0 | 0 | 0 |
| Totals | 5.28 | 8-11 | 19 | 19 | 0 | 1/1 | 4 | 167.0 | 172 | 116 | 98 | 74 | 146 | 35 | 6 | 13 | .265 | 17 | 18 | 3 | 10 | 11 |
| Opponents | 4.40 | 11-8 | 19 | 19 | 0 | 0/0 | 5 | 174.0 | 185 | 110 | 85 | 80 | 136 | 35 | 2 | 14 | .272 | 19 | 20 | 5 | 6 | 12 |

PB - Team (6), KNERNSCHIED 6, Opp (3). Pickoffs - Team (3), KNERNSCHIED 1, ANSHUTZ 1, COOPER 1, Opp (2). SBA/ATT - KNERNSCHIED (31-37), YASENKA (14-14), MALATESTINIC (4-6), LAWSON (5-6), KLEIN (4-4), JONES (3-4), WOLFE (3-3), HAWS (2-3), ANSHUTZ (2-3), DEXTER (1-2), COOPER (1-2), IGNOFFO (1-1), WAINSCOTT (1-1).

2019 Results

The Automated ScoreBook Game Results for Eastern Illinois (as of Mar 19, 2019) (All games)

| Date | Opponent | Score | Inns | Overall | Ohio Valley Pitcher of record | Attend | Time |
|----------------|-----------------------|--------|------|---------|-------------------------------|--------|------|
| Feb 16, 2019 | at #12 Arkansas-1 | L 7-15 | 9 | 0-1-0 | 0-0-0 JONES (L 0-1) | - | 3:11 |
| Feb 16, 2019 | at #12 Arkansas-2 | L 3-12 | 9 | 0-2-0 | 0-0-0 YASENKA (L 0-1) | 8838 | 3:10 |
| Feb 17, 2019 | at #12 Arkansas | L 2-3 | 9 | 0-3-0 | 0-0-0 MALATESTINIC (L 0-1) | 7382 | 2:49 |
| Feb 24, 2019 | at WKU-1 | L 9-10 | (10) | 0-4-0 | 0-0-0 MALATESTINIC (L 0-2) | 245 | 3:40 |
| Feb 24, 2019 | at WKU-2 | L 4-5 | 9 | 0-5-0 | 0-0-0 YASENKA (L 0-2) | 245 | 2:45 |
| Feb 25, 2019 | at WKU | w 8-1 | 9 | 1-5-0 | 0-0-0 DEXTER (W 1-0) | 227 | 2:42 |
| Mar 01, 2019 | at Southern-1 | L 8-10 | 9 | 1-6-0 | 0-0-0 COOPER (L 0-1) | 85 | 3hrs |
| Mar 01, 2019 | at Southern-2 | w 4-2 | 9 | 2-6-0 | 0-0-0 HAWS (W 1-0) | 55 | 3hr5 |
| Mar 02, 2019 | at Southern-1 | L 3-5 | 9 | 2-7-0 | 0-0-0 YASENKA (L 0-3) | 56 | 2hr3 |
| Mar 02, 2019 | at Southern-2 | w 6-1 | 9 | 3-7-0 | 0-0-0 ANSHUTZ (W 1-0) | 72 | 2hr2 |
| * Mar 08, 2019 | at Jacksonville State | L 5-6 | (12) | 3-8-0 | 0-1-0 COOPER (L 0-2) | 609 | 3:50 |
| * Mar 09, 2019 | at Jacksonville State | w 5-4 | 9 | 4-8-0 | 1-1-0 WOLFE (W 1-0) | 1110 | 2:54 |
| * Mar 10, 2019 | at Jacksonville State | L 5-12 | 9 | 4-9-0 | 1-2-0 COOPER (L 0-3) | 1002 | 2:40 |
| Mar 12, 2019 | at Alabama State | w 9-4 | 9 | 5-9-0 | 1-2-0 ANSHUTZ (W 2-0) | 209 | 3:00 |
| Mar 13, 2019 | at Alabama State | w 15-6 | 9 | 6-9-0 | 1-2-0 WAINSCOTT (W 1-0) | 58 | 3:19 |
| * Mar 15, 2019 | at Murray State | w 8-3 | 9 | 7-9-0 | 2-2-0 YASENKA (W 1-3) | 80 | 2:23 |
| * Mar 16, 2019 | at Murray State | L 1-3 | 9 | 7-10-0 | 2-3-0 DEXTER (L 1-1) | 67 | 2:33 |
| * Mar 17, 2019 | at Murray State | L 6-14 | 9 | 7-11-0 | 2-4-0 JONES (L 0-2) | 117 | 3:27 |
| Mar 19, 2019 | at Butler | w 2-0 | 9 | 8-11-0 | 2-4-0 ANSHUTZ (W 3-0) | 105 | 2:01 |

() extra inning game

2019 Summary

The Automated ScoreBook Games Summary for Eastern Illinois (as of Mar 21, 2019) (All games)

| Score by innings | 1 | 2 | 3 | 4 | 5 | 6 | 7 | 8 | 9 | EX | Total |
|------------------|----|----|----|----|----|----|---|----|----|----|-------|
| Eastern Illinois | 27 | 14 | 11 | 6 | 9 | 10 | 9 | 12 | 12 | 0 | 110 |
| Opponents | 13 | 9 | 11 | 25 | 13 | 15 | 8 | 13 | 7 | 2 | 116 |

Record when ...

| | | | |
|----------------------|------|----------------------|------|
| Overall | 8-11 | After 6 leading | 7-0 |
| Conference | 2-4 | trailing | 1-10 |
| Non-Conference | 6-7 | tied | 0-1 |
| Home games | 0-0 | After 7 leading | 7-0 |
| Away games | 8-11 | trailing | 1-9 |
| Neutral site | 0-0 | tied | 0-2 |
| Day games | 6-11 | After 8 leading | 7-0 |
| Night games | 2-0 | trailing | 1-8 |
| vs Left starter | 3-4 | tied | 0-3 |
| vs Right starter | 5-7 | | |
| 1-Run games | 1-4 | Hit 0 home runs | 2-6 |
| 2-Run games | 2-3 | ... 1 home run | 5-3 |
| 5+Run games | 5-4 | ... 2+ home runs | 1-2 |
| Extra innings | 0-2 | | |
| Shutouts | 1-0 | Opponent 0 home runs | 7-6 |
| | | 1 home run | 1-1 |
| | | 2+ HRs | 0-4 |
| Scoring 0-2 runs | 1-2 | | |
| 3-5 runs | 2-5 | | |
| 6-9 runs | 4-4 | Made 0 errors | 3-2 |
| 10+ runs | 1-0 | ... 1 error | 4-5 |
| | | ... 2+ errors | 1-4 |
| Opponent 0-2 runs | 4-0 | | |
| 3-5 runs | 3-4 | Opp. made 0 errors | 0-3 |
| 6-9 runs | 1-1 | 1 error | 2-2 |
| 10+ runs | 0-6 | 2+ errors | 6-6 |
| Scored in 1st inning | 6-5 | Out-hit opponent | 7-4 |
| Opp. scored in 1st | 2-6 | Out-hit by opponent | 0-7 |
| Scores first | 8-4 | Hits are tied | 1-0 |
| Opp. scores first | 0-7 | | |

Record when team scores:

| | | | | | | | | | | | |
|------|-----|-----|-----|-----|-----|-----|-----|-----|-----|-----|-----|
| Runs | 0 | 1 | 2 | 3 | 4 | 5 | 6 | 7 | 8 | 9 | 10+ |
| W-L | 0-0 | 0-1 | 1-1 | 0-2 | 1-1 | 1-2 | 1-1 | 0-1 | 2-1 | 1-1 | 1-0 |

Record when opponent scores:

| | | | | | | | | | | | |
|------|-----|-----|-----|-----|-----|-----|-----|-----|-----|-----|-----|
| Runs | 0 | 1 | 2 | 3 | 4 | 5 | 6 | 7 | 8 | 9 | 10+ |
| W-L | 1-0 | 2-0 | 1-0 | 1-2 | 2-0 | 0-2 | 1-1 | 0-0 | 0-0 | 0-0 | 0-6 |

Record when leading after:

| | | | | | | | | |
|------|-----|-----|-----|-----|-----|-----|-----|-----|
| Inn. | 1 | 2 | 3 | 4 | 5 | 6 | 7 | 8 |
| W-L | 5-3 | 6-2 | 7-3 | 7-0 | 7-1 | 7-0 | 7-0 | 7-0 |

Record when trailing after:

| | | | | | | | | |
|------|-----|-----|-----|-----|-----|------|-----|-----|
| Inn. | 1 | 2 | 3 | 4 | 5 | 6 | 7 | 8 |
| W-L | 0-4 | 0-6 | 0-6 | 0-7 | 1-8 | 1-10 | 1-9 | 1-8 |

Record when tied after:

| | | | | | | | | |
|------|-----|-----|-----|-----|-----|-----|-----|-----|
| Inn. | 1 | 2 | 3 | 4 | 5 | 6 | 7 | 8 |
| W-L | 3-4 | 2-3 | 1-2 | 1-4 | 0-2 | 0-1 | 0-2 | 0-3 |

Current winning streak: 1
 Longest winning streak: 3
 Longest losing streak: 5

Home attendance : 0 (0 dates avg = 0)
 Away attendance : 20562 (18 dates avg = 1142)
 Total attendance: 20562 (18 dates avg = 1142)

2019 Misc. Statistics

The Automated ScoreBook

Miscellaneous Stats for Eastern Illinois (as of Mar 21, 2019)

(All games)

| Multiple Hit Games | 2 | 3 | 4 | 5+ | Total | Multiple RBI Games | 2 | 3 | 4 | 5+ | Total |
|---------------------------|----------|----------|----------|-----------|--------------|---------------------------|----------|----------|----------|-----------|--------------|
| 11 GOVERN, Jimmy | 5 | - | 2 | - | 7 | 11 GOVERN, Jimmy | 2 | 2 | - | - | 4 |
| 5 MORRIS, Hunter | 5 | 1 | - | - | 6 | 20 PENA, Christian | 4 | - | - | - | 4 |
| 36 KNERNSCHIELD, Ry | 5 | 1 | - | - | 6 | 5 MORRIS, Hunter | 2 | 1 | - | - | 3 |
| 20 PENA, Christian | 4 | 1 | - | - | 5 | 25 MACKEY, Matt | 1 | 1 | - | - | 2 |
| 4 TOPPEL, Dane | 4 | - | 1 | - | 5 | 22 HUBER, Jimmy | 1 | - | - | - | 1 |
| 12 SWEENEY, Trey | 4 | - | - | - | 4 | 12 SWEENEY, Trey | - | 1 | - | - | 1 |
| 22 HUBER, Jimmy | 4 | - | - | - | 4 | 4 TOPPEL, Dane | 1 | - | - | - | 1 |
| 21 EMME, Grant | 1 | 2 | - | - | 3 | 36 KNERNSCHIELD, Ry | 1 | - | - | - | 1 |
| 25 MACKEY, Matt | 3 | - | - | - | 3 | 24 KERRIGAN, Keith | - | 1 | - | - | 1 |
| 7 IGNOFFO, Ryan | 1 | 1 | - | - | 2 | 13 STEVENSON, Alex | 1 | - | - | - | 1 |
| 15 TESMOND, Tyler | 2 | - | - | - | 2 | 21 EMME, Grant | 1 | - | - | - | 1 |
| 13 STEVENSON, Alex | 1 | - | - | - | 1 | 16 STEWART, Garyn | - | 1 | - | - | 1 |
| 24 KERRIGAN, Keith | - | 1 | - | - | 1 | 7 IGNOFFO, Ryan | 1 | - | - | - | 1 |
| TEAM | 39 | 7 | 3 | 0 | 49 | 15 TESMOND, Tyler | - | - | 1 | - | 1 |
| | | | | | | TEAM | 15 | 7 | 1 | 0 | 23 |

| Hitting Streaks | Longest | Current |
|------------------------|----------------|----------------|
| 36 KNERNSCHIELD, Ry | 11 | 6 |
| 11 GOVERN, Jimmy | 6 | - |
| 22 HUBER, Jimmy | 6 | 1 |
| 25 MACKEY, Matt | 5 | - |
| 7 IGNOFFO, Ryan | 5 | 1 |
| 12 SWEENEY, Trey | 4 | - |
| 20 PENA, Christian | 3 | 2 |
| 21 EMME, Grant | 3 | - |
| 5 MORRIS, Hunter | 3 | - |
| 24 KERRIGAN, Keith | 3 | 1 |
| 4 TOPPEL, Dane | 3 | - |
| 13 STEVENSON, Alex | 2 | 2 |
| 26 WAZNIS, Matt | 2 | - |
| 16 STEWART, Garyn | 2 | - |
| 15 TESMOND, Tyler | 1 | 1 |
| 32 LAWSON, Tarron | 1 | - |
| 6 WOODS, Wyell | 1 | - |

| Reached Base Streaks | Longest | Current |
|-----------------------------|----------------|----------------|
| 36 KNERNSCHIELD, Ry | 18 | 18 |
| 5 MORRIS, Hunter | 16 | 2 |
| 11 GOVERN, Jimmy | 16 | - |
| 20 PENA, Christian | 11 | 11 |
| 22 HUBER, Jimmy | 9 | 9 |
| 25 MACKEY, Matt | 8 | 8 |
| 7 IGNOFFO, Ryan | 8 | 8 |
| 4 TOPPEL, Dane | 5 | 2 |
| 21 EMME, Grant | 5 | - |
| 12 SWEENEY, Trey | 4 | - |
| 24 KERRIGAN, Keith | 4 | 1 |
| 16 STEWART, Garyn | 3 | - |
| 26 WAZNIS, Matt | 3 | - |
| 13 STEVENSON, Alex | 2 | 2 |
| 15 TESMOND, Tyler | 2 | 1 |
| 6 WOODS, Wyell | 2 | 2 |
| 32 LAWSON, Tarron | 1 | - |